

# MUSCULOSKELETAL HEALTH KEY STATISTICS

Germany

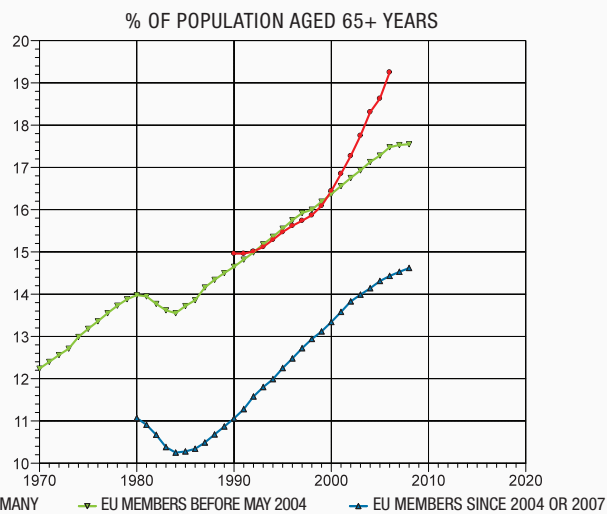
May 2011



## Demographic information

Population size: **82,834,000**

% of population over 65: **20.1**



Source: WHO Health for All Database 2011

## Societal and economic information

GDP (Per capita US\$ PPP): **\$35,572 (\$30,388)<sup>1</sup>**

Income / Wealth inequality (Gini coefficient): **29.1 (30.4)**

Unemployment levels (% of labour force): **7.8 (9.5)**

## Population health

Life expectancy at birth: **Male 77.6 Female 82.7 (M 74.5, F 81.1)**

Life expectancy at age 65: **Male 17.6 Female 20.7 (M 16.0, F 19.7)**

% of adults 20yrs+ obese: **Male 20 Female 21 (M 15 F 16)**

% regular daily smokers age15yrs+ (2003): **34 (28)**

% of those who rarely or never do any exercise: **14 (24)**

## Musculoskeletal health

Prevalence rate of low back pain: **39.2%**

Prevalence rate of rheumatoid arthritis: **0.9%**

Prevalence rate of osteoporosis (50+yrs): **Male 9.7% Female 25.8%**

Prevalence rate of gout: **1.4%**

% of workers reporting backache attributed to work: **18.8% (29.6%)**

Age-standardized Disability Adjusted Life Years (DALYs) MSC per 100,000: **393 (473)**

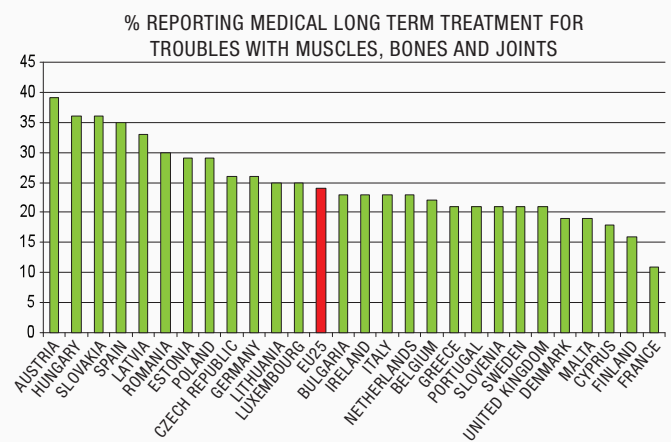
Age-standardized DALYs RA per 100,000: **81 (82)**

Age-standardized DALYs OA per 100,000: **198 (254)**

Potential years of life lost due to diseases of musculoskeletal system: **7 (Average 17 EUMS<sup>2</sup> 9)**

Deaths from diseases of musculoskeletal system per 100,000 population (standardised rates): **1.6 (Average 7 EUMS 2.6)**

Age adjusted mortality rates due to fall injuries per 100,000 among the elderly: **39.3 (51.6)**



Source Eurobarometer 2007

## Health and social care system

- The major form of health care funding is via the Statutory Health Insurance (SHI).
- Every member of the shared risk community pay insurance fees according to their economic ability – age and health status are not considered.
- Non-working family members are insured for free.
- In case of illness the insured get their treatment without paying in advance. The insurance pays the costs directly to the healthcare provider.
- The insurance premiums, consisting of a certain percentage of the monthly wage, are paid by the employer and the employee.
- About 72 million Germans are insured through the statutory health insurance. About 10 million Germans are members of a private health insurance.
- SHI-patients have a free choice of doctors and can also choose whether they want to visit a family doctor first or directly consult a specialist.

• Driving musculoskeletal health for Europe

<sup>1</sup> Figures in bracket are EU average unless otherwise stated

<sup>2</sup> EUMS - European Member States

- Old age pensions are available to individuals aged 65 who have contributed for at least 5 years.
- Individuals can be eligible at age 60 if they have been assessed as having 50% disability and have contributed for 35 years or more.
- All employed individuals are covered by disability insurance, a fund contributed to by employers and employees.
- Disability pensions are provided when individuals are unable to work more than 3 hours per day. The award is determined by individual earning points. Rehabilitation and integration assistance benefits are available.
- Sickness benefits are provided to all workers earning up to 47,250 Euros (2008). This is funded by employee and employer contributions.
- Employers pay workers full wages for up to 6 weeks of sickness absence then the sickness funds pay 70% of their gross earnings for up to 78 weeks if they are insured through a sickness insurance or other fund.
- If they are insured through a sickness insurance or other fund.
- Permanent disability benefits are paid when the individual is assessed as being totally disabled. The amount payable is 2/3rds of the previous years earnings.

### Expenditure

Total national expenditure on health (% of GDP): **8.2 (8.4)**  
 Public expenditure on health (% of total health expenditure): **76.8 (73.5)**  
 Public social expenditure (%GDP): **26.7 (Average 15 EUMS 20.5)**  
 Expenditure on in-patient care per capita, US\$ PPP: **1275 (Average 19 EUMS 928)**  
 Expenditure on pharmaceuticals per capita, US\$ PPP: **563 (Average 21 EUMS 463)**

### Provision of health services for MSC

**What conditions are predominantly managed in primary care?**

*Osteoarthritis, pain syndromes.*

**What conditions are predominantly managed by rheumatologists?**

*Inflammatory-rheumatic diseases.*

**What conditions are predominantly managed by orthopaedics (non-operative)?**

*Osteoarthritis, back pain, osteoporosis.*

**Are rheumatology services provided in the context of an integrated multiprofessional, multidisciplinary team?**

*Mainly in rehabilitation facilities, including physicians specialised in physical and rehabilitative medicine, physiotherapists, ergotherapists, psychologists, nutrition specialists, sports trainers etc.*

**Are physiotherapists independent practitioners?**

*Yes, but treatment paid by the health insurance requires referral from a physician.*

**Is there access to occupational therapists?**

*Mostly in inpatient settings, very few in outpatient care.*

**Are there specialist nurses and what is their role?**

*No nurse-led clinics exist. There is a training program for practice assistants in rheumatology practices ("rheumatologische Fachassistenz").*

**Can patients be admitted for rehabilitation of their musculoskeletal condition or can intensive rehabilitation be provided as an outpatient?**

*Yes, if they are still employed via the statutory pension insurance in order to prevent disability and handicap.*

### Health care for Musculoskeletal conditions

No. of Rheumatology physicians (with specialist certificate): **757 rheumatologists with a background in internal medicine; 454 rheumatologists with a background in orthopaedics**

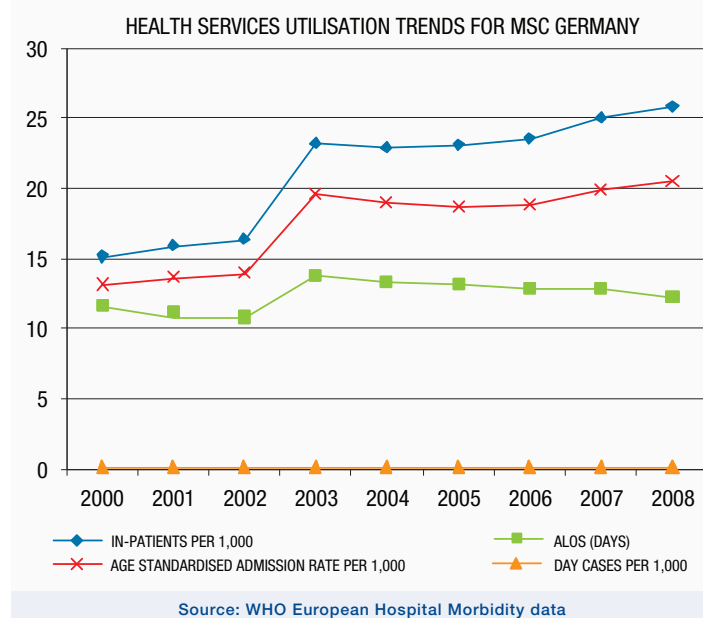
No. Orthopaedic specialists (with specialist certificate): **10,839**

No. of practising Occupational therapists: **10,469**

No. of Rehabilitation specialists (with specialist certificate): **656**

Hip replacement procedures per 100,000 population (in-patient 2007): **280.2 (Average 16 EUMS 174.7)**

Knee replacement procedures per 100,000 population (in-patient 2007): **194 (Average 13 EUMS 265.5)**



### Patient groups

Please see EUMSC website (below) for details of German patient organisations.

### Sources

For information on data sources and details of measures please go to the EUMUSC website: [www.eumusc.net](http://www.eumusc.net)

### Funding

This action has received funding from the European Community (EC Community Action in the Field of Health 2008-2013) and EULAR.

### Disclaimer

The Executive Agency for Health and Consumers is not responsible for any use that is made of the information contained within this publication.